

	School	GOCards	No Cards	Total students	%
	Amos Elementary	93	463	556	17%
	Anderson Elementary	148	520	668	22%
	Ashworth Elementary	111	494	605	18%
	Atherton Elementary	200	940	1140	18%
	Bebensee Elementary	143	707	850	17%
	Beckham Elementary	162	515	677	24%
	Berry Elementary	159	595	754	21%
	Blanton Elementary	143	514	657	22%
	Bryant Elementary	158	532	690	23%
	Burgin Elementary	146	696	842	17%
	Butler Elementary	209	506	715	29%
	Corey Elementary	185	584	769	24%
	Crouch Elementary	233	748	981	24%
A+	Crow Elementary	182	409	591	31%
	Ditto Elementary	163	465	628	26%
A+	Duff Elementary	211	376	587	36%
A+	Dunn Elementary	184	381	565	33%
	Ellis Elementary	235	597	832	28%
	Farrell Elementary	67	760	827	8%
A+	Fitzgerald Elementary	200	447	647	31%
	Foster Elementary	63	628	691	9%
	Goodman Elementary	98	485	583	17%
	Hale Elementary	133	447	580	23%
	Hill Elementary	174	471	645	27%
	Johns Elementary	142	924	1066	13%
	Key Elementary	113	472	585	19%
	Knox Elementary	32	569	601	5%
	Kookan Elementary	39	340	379	10%
	Larson Elementary	93	631	724	13%
	Little Elementary	190	533	723	26%
A+	Miller Elementary	258	603	861	30%
	Moore Elementary	154	443	597	26%
	Morton Elementary	144	800	944	15%
	Pearcy Elementary	135	454	589	23%
	Pope Elementary	165	539	704	23%
	Rankin Elementary	84	634	718	12%
	Remyse Elementary	77	485	562	14%
	Roark Elementary	139	563	702	20%
	Roquemore Elementary	116	565	681	17%
	Sherrod Elementary	118	647	765	15%
	Short Elementary	107	406	513	21%
	South Davis Elementary	119	449	568	21%
	Speer Elementary	144	723	867	17%
	Starrett Elementary	52	665	717	7%
A+	Swift Elementary	181	422	603	30%
	Thornton Elementary	95	643	738	13%
	Webb Elementary	132	738	870	15%
	West Elementary	187	760	947	20%
	Williams Elementary	198	722	920	22%
	Wimbish Elementary	120	483	603	20%
	Wood Elementary	253	717	970	26%



Get The **Green Light** To A Successful Future!

# GOcard Report Card

Thank you for your school's enthusiastic participation in the Arlington Public Library's GOcard campaign. We appreciate and share your concern for the academic success of your students and we're always here to support you.

### Why should you care whether your students have a library card or not?

State-by-state data released by the National Center for Education Statistics (NCES) in November 2007 provides evidence of a strong, positive link between the amount of children's materials circulated by public libraries and fourth-grade reading scores on the same agency's National Assessment of Educational Progress (NAEP)...

Comparison of the reading scores with children's circulation statistics shows a strong, positive link, while comparison of the same reading scores with attendance at children's programs demonstrates a positive, if somewhat weaker, link.

These findings support the position that, the greater the amount of circulated materials and the greater the attendance at library programs, the more likely kids will do well in reading.▪

**With that connection in mind, our goal is to get a library card into the hands of every child in Arlington!**

▪Lance, Keith Curry and Marks, Robbie Bravman. "The Link Between Public Libraries and Early Reading Success." *School Library Journal* 1 Sept.2008. <<http://www.schoollibraryjournal.com/article/CA6590044.html>>.

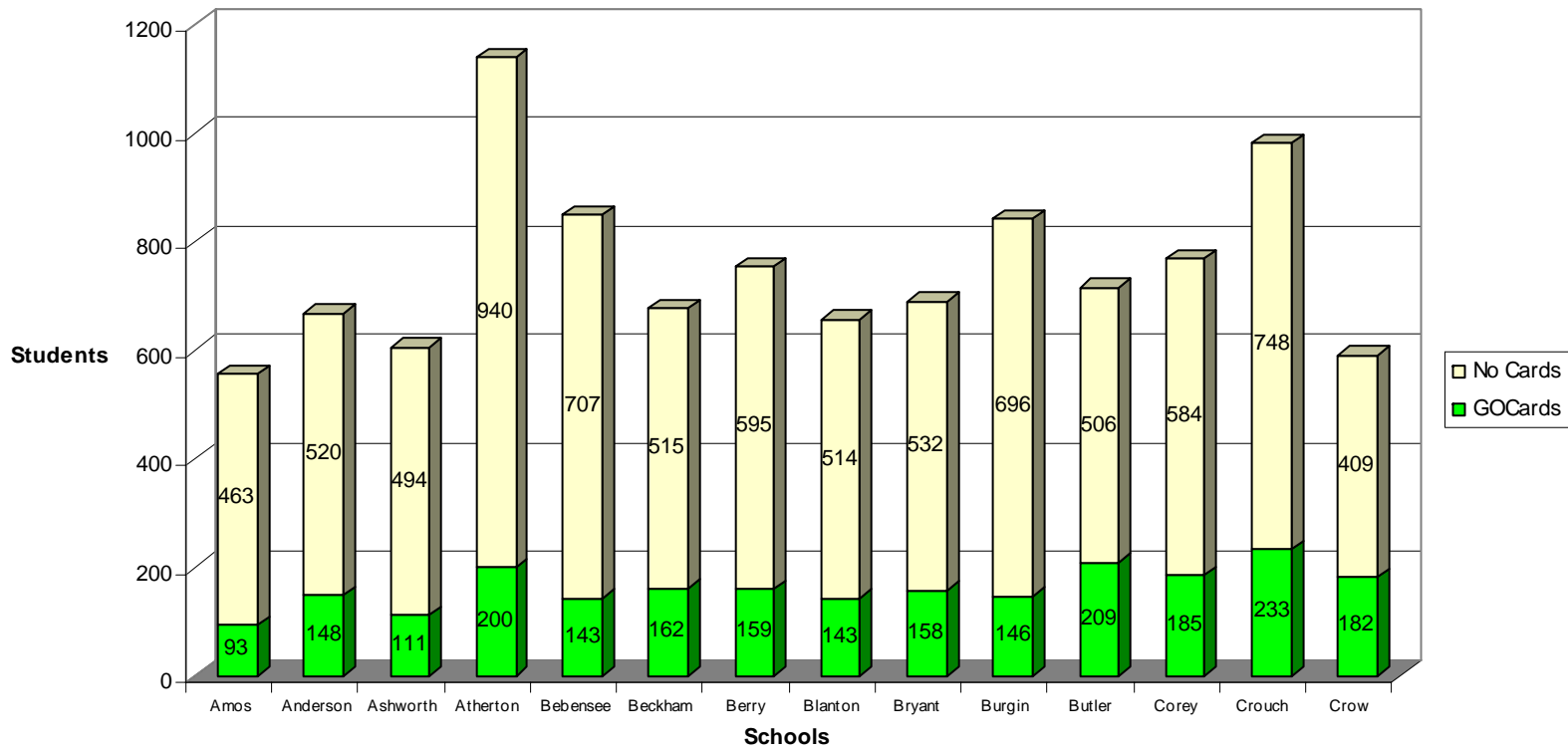
Find your schools GOcard grade . . . →



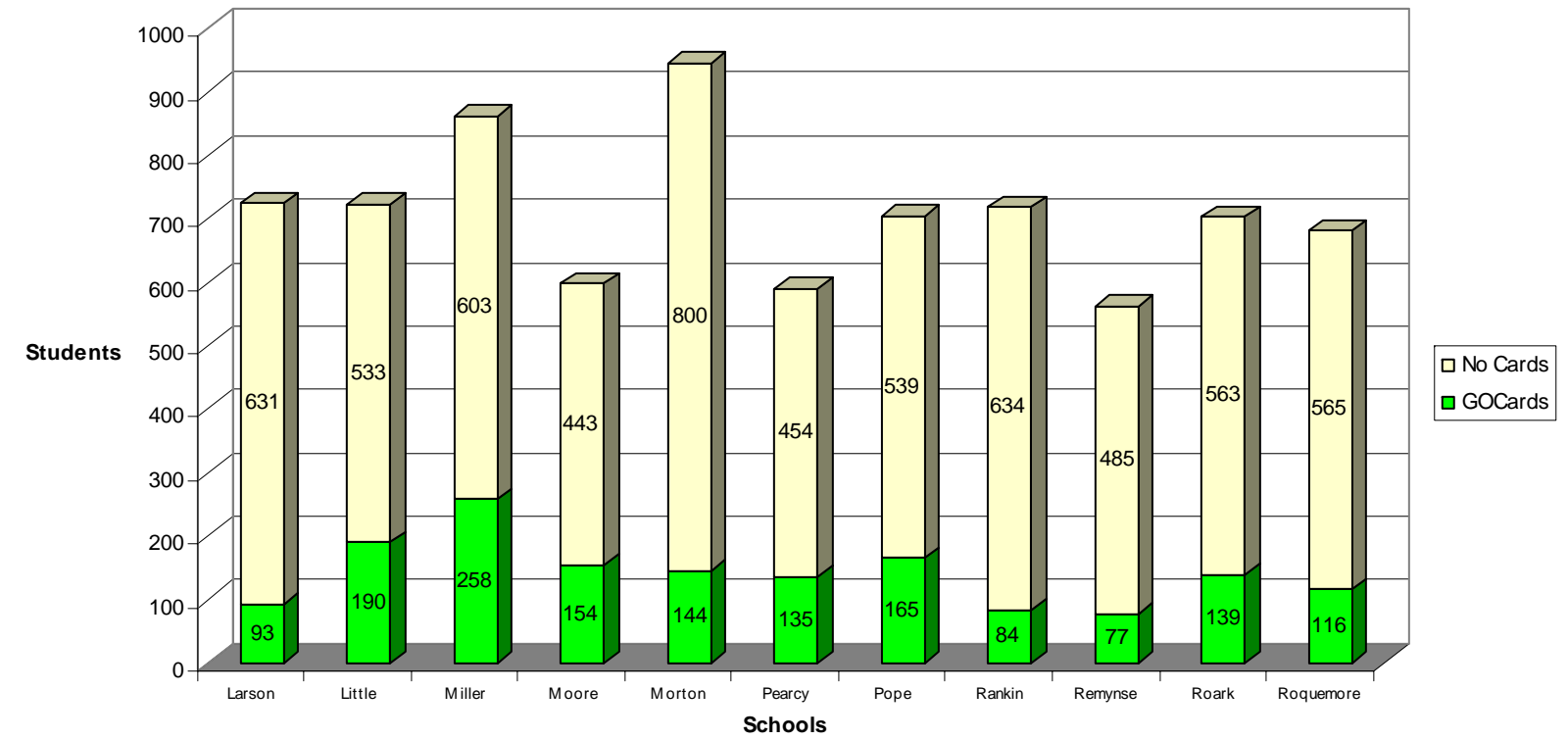
[www.arlingtonlibrary.org](http://www.arlingtonlibrary.org)

This program is made possible through the generous support of **ATMOS energy**

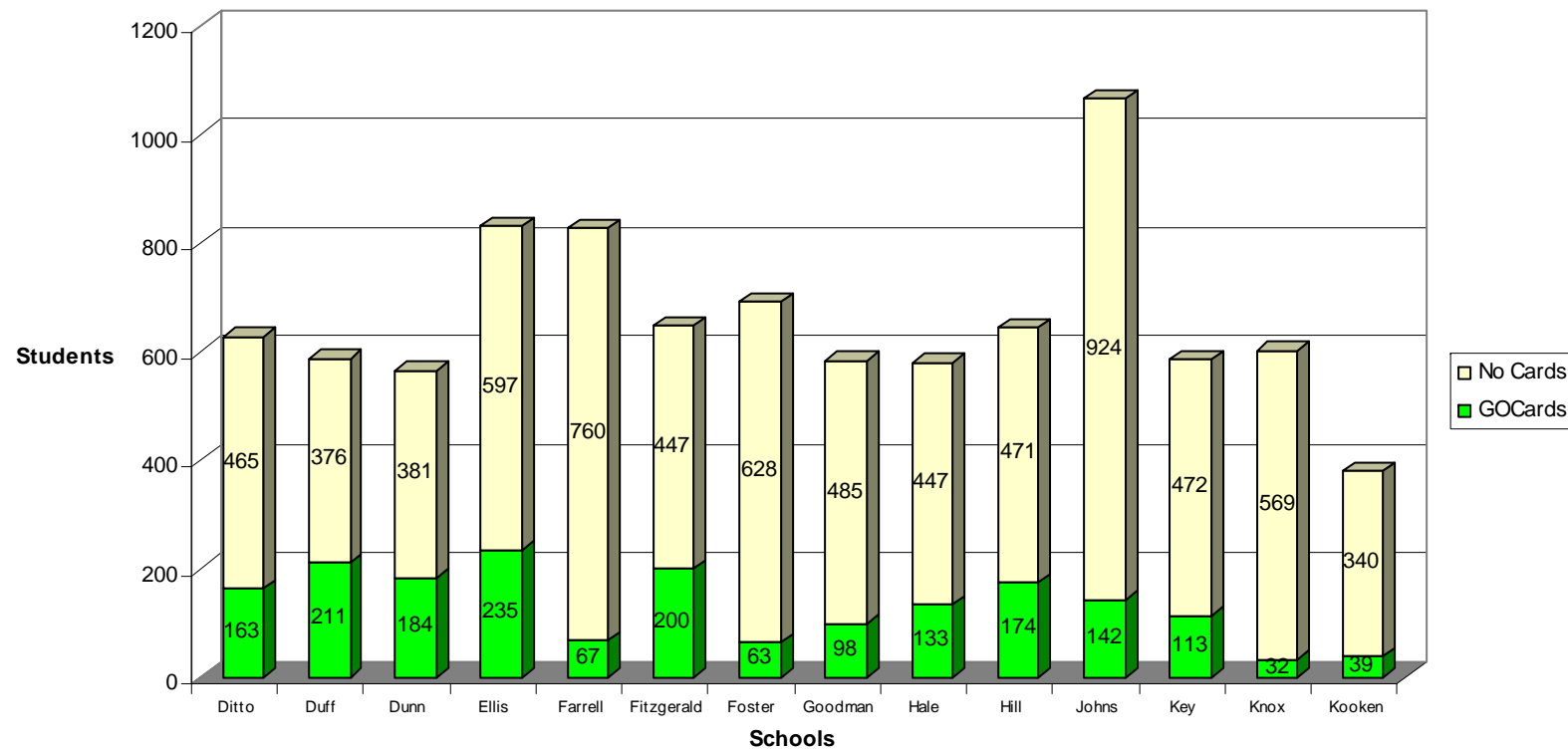
AISD GOcard Report Card (Schools, A-C)



AISD GOcard Report Card (Schools, L - R)



AISD GOcard Report Card (Schools, D-K)



AISD GOcard Report Card (Schools, S-W)

